

# *ViewFinder*

Etobicoke Camera Club

Volume 50 no. 5



March 2011

## Image of the Month



Royal Bank

Doris Woudenberg  
copyright

# COMPETITION RESULTS: ARCHITECTURE

Congratulations to all the winners

<i>Judges</i>	
Tony Florio	Toronto Digital Photography Club
Toni Wallachy	The Beach PhotoClub
Pat Zuest	Toronto Photo Club

<i>January 2011</i>	<i>Submitted</i>	<i>Accepted</i>	<i>Average score</i>
Intermediate	63	53	19.5
Advanced	56	45	19.3
Super Set	60	60	21.2
Total	179	158	20.1

<i>Results : Intermediate</i>		
gold	Doris Woudenberg	Royal Bank Tower
silver	Tom Christensen	Blue on Blue
HM	Roni Furst	Mackinaw Madness
HM	Helen Spiers	Brussels's Vaulted Ceiling
HM	Bill Raney	Jamaica
HM	Doris Woudenberg	The Latch
HM	Richard Morency	UrbanTowers - the old and the new

<i>Results : Advanced</i>		
gold	Tony Paine	Desert View Tower HDR
silver	Bruce Barton	ROM Staircase
HM	Elaine Freedman	Osgoode Hall Skylight
HM	Gunter Haibach	Steps and Arches
HM	Laboni Islam	Pilasters of Commerce

<i>Results : Super Set</i>		
gold	Judy Pucher	Cathedral of the Virgin Mary
silver	John Roias	Spanning the Clouds
HM	Carm Griffin	Bard College Roofline
HM	Judy Pulcher	Steps
HM	Diane Sawatzky	Palais Royal
HM	Judy Griffin	Neon Building
HM	Joe Vitale	Marilyn Monroe- A new Beginning

## Memo from the Editors

We have started to receive input for the viewfinder from various members . Just enough for this months edition. We would be very delighted if there was an overflow so we could stockpile articles.

So we repeat our plea to all members to provide us with articles supported where appropriate, with interesting images that we can publish. Please look for a web site or blog that the other members might be interested in viewing.? Has anyone heard of seminars, courses, exhibits or photographic tours that we can draw to the attention of

members.

Would you write a paragraph or two, which might help your fellow members on an aspect of photographic technique. How about 'depth of field' or 'hot spot'.

Lastly we would welcome letters to the editor. I know from reading the surveys, that there are some strong opinions out there. Or maybe just photographic commentary. 'the difficulties of photographing sunsets' or 'why I hate my baby pictures'. The lines are still open at [-----eccview@rogers.com](mailto:-----eccview@rogers.com)

## March Meetings

### March 7th

Judging for Architecture

### March 12

Outing to "Toronto Buildings"

### March 14th

ECC Demo night.

Mike Marshall spoke on Matting.

Among the points that he covered were ---

- use gloves to stop smears
- keep scraps to reuse for small projects

-cut with face of the board upwards to prevent burning when seizing the outside dimensions only.

-use a matt color to suit YOU but remember that competition judges prefer white or off white matt board  
Mike used a very useful technique for his presentation where a camera was focused on his hands and the image projected onto the screen.

Jo Vitale spoke on Canvas Stretching.

Jo uses Epson Fine Detail Canvas stretched over 16 " stretcher bars. He

went on to explain his method. He recommended the use of 3/8" staples as providing the best hold as well as the use of canvas spray at the end

Sandra C. Hawkins & Bob Hawkins  
spoke on Bird photography

Detailed notes on this presentation have been provided and are printed later in the newsletter

Brian Quan spoke on Calibration.

This presentation was very hurried coming the end of the evening. Brian has volunteered to write a full article on this subject later in the year for publication in the ViewFinder

**March 21st**

Show by Club Members

First up was a show on Hong Kong ti-

tled 'East meets West' by Judy Sher. Mike Marshall presented two shows, one on Taipei and a second titled 'Top of China' mostly describing the Sichuan Endangered Species Sanctuary. This was followed by several shows by Diane Sawatzky on various places in France. 'Colours of Province' 'Offbeat Paris' 'Poppy Fields of Province' and 'Busker in Paris'.

Then came Elaine Freedman's presentation on 'Travels with Little Al' in Newfoundland.

The evening closed with Joe Vitale's presentation on a journey which covered the Calgary Stampede and then the Ice Fields Parkway. The next one was on the Mississauga Marathon and finally 'Painting Autumn'

**March 28th**

Judging for Photographers Choice #2

**April Meetings**

**April 4th**

Stephen Russell who is a Toronto Star Photographer, will give a seminar on Action Photography - Winter Olympics.

**April 11th**

The awards will be given for Architecture, Print 2 and photographers 2. AS well there will be a show by a club member

**April 18th**



First there is the Annual General Meeting followed by several audio-visual shows made by members



**April 25th**

Easter Monday



*Club Outing to Downtown Toronto*







## Information which may be of interest to members

### Competitions

Humanity Photo Awards 2011  
Deadline April 15, 2011  
<http://hpa2011.worldfpa.org/>

Photo Life Emerging Photographers  
2011 Competition  
Deadline May 20, 2011  
[www.photolife.com](http://www.photolife.com)

Smithsonian Magazine Photo contest  
2011  
Participate in the Smithsonian magazine's 9th Annual Photo Contest, Enter photographs in any of five categories—Altered Images, Americana, the Natural World, People and Travel—and compete to win cash prizes as well as the opportunity to have your work printed in Smithsonian magazine and exhibited in the Smithsonian Institution.  
Deadline: 1st December 2011  
[www.smithsonianmag.com/photocontest/9th-annual/](http://www.smithsonianmag.com/photocontest/9th-annual/)

International Street Photography  
Awards  
Deadline March 31, 2011  
<http://tinyurl.com/28hhgzh>

Humanity Photo Awards 2011  
Deadline April 15, 2011  
<http://hpa2011.worldfpa.org/>  
The Art of Photography Show 2011 is a world-class international exhibition of photographic art which will occur August 13 – October 16 at the elegant two-level Lyceum Theatre Gallery, This is the seventh year of the Art of Photography Show. This major photographic exhibition is an ideal forum for photographers to exhibit and sell their work, reaching a very large community of art collectors, affluent individuals, corporate heads, civic leaders and very influential people who make up the Art of Photography Show audience. Deadline: May 17th  
[www.artofphotographyshow.com](http://www.artofphotographyshow.com)

### Photography Magazines

[www.photolife.com](http://www.photolife.com)  
Canadian publication, articles, reviews  
[www.outdoorphotographycanada.com](http://www.outdoorphotographycanada.com)  
Focus on nature/outdoor photography  
[www.popphoto.com](http://www.popphoto.com)  
Articles, equipment reviews

### Local Web sites which include course offerings

Mark Trusz



[www.picturetheweb.com/ptw/ptwho.me.htm](http://www.picturetheweb.com/ptw/ptwho.me.htm)

Lee Kramer

[www.innerscapes.ca/innerscapes/Home.html](http://www.innerscapes.ca/innerscapes/Home.html)

Doug Wilson

[www.idwilsonphotography.com/](http://www.idwilsonphotography.com/)

Rob Kennedy

[rkennedy000@sympatico.ca](mailto:rkennedy000@sympatico.ca)

[www.robkennedyphotos.com](http://www.robkennedyphotos.com)

Robert Shechter

Travel photographer and Lecturer

[www.robertphoto.ca](http://www.robertphoto.ca)

416 638-6574, cell 416 407-5733

### **Local Events**

Canadian Camera Conference 2011  
(June 29 – July 3,)

Check out the presenters web sites.

They are sure to inspire you.

[www.capaconference.com](http://www.capaconference.com)

The Photographic, Video, and Digital  
Imaging Show (May 13 - 15 at the In-  
ternational Centre

[www.henrys.ca/Show/Imaging-  
Show.html](http://www.henrys.ca/Show/Imaging-Show.html)

Welland Camera Club.

Please allow me to introduce myself.  
My name is Ray Larivière. I am the  
Program Director of the Welland Cam-  
era Club. This season, we are celebrat-  
ing our 50<sup>th</sup> year as a photographic

club. We are sponsoring an all-day  
seminar with noted Canadian photog-  
rapher André Gallant on Saturday,  
April 16.

The event will be held in the Yerich  
Auditorium at Niagara College,  
Glendale Campus, Niagara-on-the-  
Lake, Ontario. It will run from 9 AM to  
4:30 PM. Information can be found at  
<http://www.wellandcameraclub.com/2011andre.html>

### **Interesting Web sites**

[-www.daytripperphoto.com/Daytrip-  
per Photo/Welcome.html](http://www.daytripperphoto.com/DaytripperPhoto/Welcome.html)

[-www.luminous-landscape.com/ in-  
dex.shtml](http://www.luminous-landscape.com/index.shtml)

=

[www.smashingmagazine.com/2009/07/  
/10/35-beautiful-photography-  
websites](http://www.smashingmagazine.com/2009/07/10/35-beautiful-photography-websites)

=

[photogra-  
phy.nationalgeographic.com/photogra  
phy/photogalleries/](http://photography.nationalgeographic.com/photography/photogalleries/)

### **Recommendations**

From Maggie Sale

I've used this company (Photobook  
canada) for all the photo books I've  
done and can highly recommend them.  
They're Toronto based and always

have great deals every month. My Venice book is on their site as an example (you can see the inside pages) in the Travel group under Book Ideas.

Photobook Canada  
<[support@photobookcanada.com](mailto:support@photobookcanada.com)>  
To: [maggie@maggiesale.ca](mailto:maggie@maggiesale.ca)  
Sent: Wed, March 2, 2011 8:35:59 PM  
Subject: We've gone mad for March!

From Carolyn Francis-Scobie

Robert Shechter Travel Photographer and Lecturer

Hello everyone, Spring is coming. How about getting together for some early spring photography?

I will be holding a workshop: Photographing Silhouettes and Sunsets along Airport Road.

Saturday April 30, 2011, 4:30-8:15 PM. Followed by dinner, 8:30 PM, at Mrs. Mitchell's Restaurant, [www.mrsmitchells.com](http://www.mrsmitchells.com). Violet Hill, Hwy 89, 519 925-6327

Critique session (images taken at the workshop) Saturday May 14, 2011, 10 AM - 1 PM, at my teaching studio, address below. Refreshments will be served. Please bring four 8 x 10 prints for critique.

Fee: \$75.00 (not including dinner), maximum 12 participants. Mail cheque to Robert Photo Enterprises, 29 Artre-

eva Drive, Toronto, ON, M3H 4T7  
Hope to hear from you soon,  
Robert Shechter Travel Photographer and Lecturer  
[www.robertphoto.ca](http://www.robertphoto.ca) 416 638-6574,  
cell 416 407-5733

**Photographic workshops and travel tours**

Suggested by Maggie Sale

Also I met a photographer Juris Kornets, at the One of the Kind Show. He leads photo tours to Cuba and knows a Cuban photographer who gives him access to people/places otherwise not available to tourists. website:

[www.naturalselections.ca/blog](http://www.naturalselections.ca/blog) or  
[www.facebook.com/naturalselectionsphoto](http://www.facebook.com/naturalselectionsphoto)

Another travel photographer Ewen Bell (Australian) does tours in SE Asia/China/Aus etc. and June West went on his Thailand/Cambodia tour last year. [www.ewenbell.com](http://www.ewenbell.com).

Received by emails addressed to various members of ECC

ARCTIC PHOTOGRAPHY ADVENTURE WITH ROBERT BERDAN

This seven-day program gives you the opportunity to capture the northern lights (aurora borealis), migratory wildlife and birds, including barrenground

caribou, grizzly bears, tundra swans and peregrine falcons as well and discover the intricate beauty of the tundra. Learn about the exciting history of early explorers, including Sir John Franklin and Samuel Hearne as well as the aboriginal peoples who traveled through this area. Dates: September 5-11: This program is offered for just one week a year in order to capture the incredible colours of the barrens.

[www.petersonspointlake.com/photography.html](http://www.petersonspointlake.com/photography.html)

WANT Expeditions - Wild Life and Nature Travel  
2012 expedition schedule.

From the most sought after wildlife destinations, to the most remote and untouched lands, we continue our efforts to provide you with the most genuine travel experiences in the world by offering you 62 departures and over 25 brand new destinations in 2012. We are also excited to announce that we have finally managed to contract the world's only ice-breaking yacht, so if you've ever dreamed of a luxury (ice-breaking) cruise with no more than 12 other guests, don't wait because spaces won't last long! Our 2012 cruising schedule will start with a classic Antarctic Peninsula and a Sval-

bard cruise, followed by one of the most unusual expeditions in the world – a cruise from the Falklands to Cape Town, via South Georgia, South Sandwich, Bouvet, Crozet and Marion islands.

[www.wantexpeditions.com/newsletter](http://www.wantexpeditions.com/newsletter)

### **Photographic applications for Mobile Devices**

The following apps are for the iPad and iPhone. We would welcome suggestions for use on the 'other' platforms

pCam Film and Digital calculator.  
Works on iPhone, iPad, and iPod.

Calculates - depth of field, field of view, exposure and many more. Very simply displayed

DofF  
Works on iPhone, iPad, and iPod.

Another app which calculates depth of field allowing the user to set focal length and distance

Photogene  
works on iPad

A very comprehensive editing program covering such tools as crop, straighten, exposure, colour adjustments, view

exif, conversion to B&W and numerous others.

f/8

Works on iPhone, iPad, and iPod.  
Has a large selection of cameras and lens for calculation of DoF.

PS Express

Produced by Adobe as a “photoshop” for iPhone and iPad. Probably not as good as Photogene which has more features.

### **Bird Photography Tips**

By

Sandra C. Hawkins & Bob Hawkins

“By viewing Nature, Nature’s handmaid, Art, Makes mighty things from small beginnings grow”. John Dryden

The natural world is wondrous and complicated, and learning its eccentricities is a never-ending challenge. Start small, gradually expand your horizons and revel in the journey.

If you live in a house and have a garden, begin by feeding the birds and photographing those that frequent your feeders and bird baths. Planting fruit-bearing bushes and sheltering evergreen trees will only increase your popularity! Apartment or condo dwellers may consider (if allowed) providing seed bells, suet balls and small feeders. When Bob and I lived on

the 12<sup>th</sup> floor of an apartment building, we enjoyed the company of a variety of birds including Blue Jays, House Finches and Chickadees!

Observe and be one with the natural world that surrounds you. Be especially aware of anomalies such as differences in size, shape, colour, and sound. The more time one spends in the company of Nature, the more these anomalies will become apparent. Often, the “oddity” that stands out from the background will become a great photo.

There is no simple recipe that works for everyone. Experiment and see what is best for you, your level of interest and your particular combination of camera and lenses. My personal biases for Bird (true “Nature”) Photography do not include photographing caged (e.g. in a zoo or game farm) or entrapped subjects (e.g. “baiting” tame owls with mice), the use of flash (natural light only), or recordings (as lures).

Be aware. Familiarize yourself with your subjects’ habitats and niches. Think of a habitat as the neighbourhood (e.g. a marsh) and a niche as an address in that neighbourhood (e.g. mud flats, clumps of cat tails, willows along the edge, etc.).

Try to blend in with the natural world. Manufactured “blinds” are readily



available and cost approximately \$50-\$100. As an alternative, use your motor vehicle (sit inside or stand behind it), or blend into the natural vegetation if possible. If you are in an exposed location, sit down on the ground and reduce your profile. Kayaks and canoes provide quiet access into water bird habitat.

Above all, have PATIENCE!!! Sit still, be very quiet and nature will come to you

### Technical/Equipment Preferences

üTripod: Panning vs. Ball Head. Personal preference is a panning head.

✓Tripod use is not always feasible: use a bean bag, jacket, towel, etc. to protect your camera while stabilizing it on your vehicle, a tree, a fence, etc. Image stabilized lenses are very effective.

✓Shoot in RAW if your camera allows

✓ISO setting varies with the prevailing conditions, e.g. light, action, etc. For most action-filled (with good lighting) bird photos, 400 ISO works well.

✓Depending on your personal budget/desires, many experts suggest that, as a priority, photographers invest in good lenses. Make certain that your camera is able to accommodate them.

✓Teleconverters (of good quality) often work well (especially when light

conditions are good); just remember that you will reduce F-stop capability when using them. Get ones certified to work with your lens maker.

✓\_Mode: May vary with available light, action, etc. "Av" at 6.3 or 7.1 is effective.

✓Best time for bird photography is the same as for any other outdoor photography. Birds are most active in the early morning and evening.

✓Cable releases work well during conditions with wind, low light, waiting for something to happen, etc

✓Focus Tracking: For Canon cameras, use the AI Servo setting; for Nikon cameras, use AF Continuous. Other cameras? Check your manual.

✓Exposure Compensation: e.g. To photograph a bird against a bright monochrome gray sky, experiment with exposure compensation settings on the "plus" side. For shady situations, use the "negative" option.

✓For bird photography, try focusing on the bird's eye (centre-weighted focus.

### Birding Locations Around the GTA

✓Ontario Field Ornithologists (OFO), [www.ofo.ca](http://www.ofo.ca), \$35 to join, Field Trips, Photo Gallery, Check Lists, Bird Sightings, etc.

✓Toronto and Region Conservation

Authority, [www.trca.on.ca](http://www.trca.on.ca), list of all conservation areas, activities, check lists, etc.

✓Humber College Arboretum, [www.humberarboretum.on.ca](http://www.humberarboretum.on.ca). Offers a variety of habitats. Very limited free parking.

✓Lambton Woods (Parking at James Gardens off Edenbridge Drive, Etobicoke). Provides access to many trails that parallel the Humber River. Take bird seed/peanuts and join with other nature enthusiasts who share with the birds!

✓Humber Bay (East and West): Located at the base of Park Lawn Road, Etobicoke. Suffers from vandalism.

✓Colonel Samuel Smith Park: Located at the base of Kipling Avenue, Etobicoke. Suffers from vandalism.

✓Mississauga Parks (lakeshore and inland): clean and well-maintained.

### Internet Resources

✓Flickr, [www.flickr.com](http://www.flickr.com), (free photo-share/comparison site)

✓“Google”: Bird Photography Tips, Canadian Wildlife Service, Environment Canada, Ontario Ministry of Natural Resources

### References

✓Birds of North America by Kenn

Kaufman: pocket-sized, excellent photos for comparison and identification. Good photos are often superior for identification than poorer quality art work.

✓Field Guide to the Birds of North America, National Geographic Society. One of the most popular guide books available.

✓The Sibley Guide to Birds by David Allen Sibley, National Audubon Society. Superior reference source. Detailed, very accurate art work. Not pocket-sized.

✓The Birder’s Handbook: The Essential Companion to Your Identification Guide by Paul R. Erlich, et. al. Detailed information about habitat preferences, nesting habits, nestlings, etc.

✓Open Air Books and Maps (25 Toronto Street, downtown, just east of Yonge Street). Best source (foreign, domestic and local travel) in GTA for books, maps and references of all sorts related to birds and nature in general.

### Digiscoping

✓Alternative method used by “birders” to increase focal length: combination of telescope + camera

✓Less portability and manoeuvrability

✓“Google” digiscoping” for additional information